




## Photographic Log

<b>Client's Name:</b> Recycling & Energy (R&E)	<b>Site Location:</b> 100 Red Rock Road Newport, MN	<b>Project No.</b> 23R002.00
---	---	---------------------------------

Photo No. 1	Date: NA	
<p><b>Description:</b></p> <p>Photograph showing the general concept of the door closure mechanism on the exterior of the trailer body for the large door as well as the general closure mechanism on the small door. Photograph also shows the small door protruding beyond the large door. Small door shall not be nested in the large door.</p>		

<b>Client's Name:</b> Recycling & Energy (R&E)	<b>Site Location:</b> 100 Red Rock Road Newport, MN	<b>Project No.</b> 23R002.00
---	---	---------------------------------


<b>Photo No.</b> 2	<b>Date:</b>
-----------------------	--------------

**Description:**

Photograph showing the general concept for hinges. Hinge design shall allow small door or both doors to open fully and rest against the trailer body.



<b>Client's Name:</b> Recycling & Energy (R&E)	<b>Site Location:</b> 100 Red Rock Road Newport, MN	<b>Project No.</b> 23R002.00
---	---	---------------------------------


<b>Photo No.</b>	<b>Date:</b>	
3		
<b>Description:</b>  Photograph showing the general concept of the small door closure mechanism on the exterior of the door. Photograph also shows a protective "wedge" just below the "Caution Wide Turns" warning.		

<b>Client's Name:</b> Recycling & Energy (R&E)	<b>Site Location:</b> 100 Red Rock Road Newport, MN	<b>Project No.</b> 23R002.00
---	---	---------------------------------

<b>Photo No.</b> 4	<b>Date:</b>
-----------------------	--------------

**Description:**

Photograph showing the general concept for u-bolt latch design specified.



**Client's Name:**  
Recycling & Energy (R&E)

**Site Location:**  
100 Red Rock Road  
Newport, MN

**Project No.**  
23R002.00

**Photo No.**  
5

**Date:**

**Description:**

Photograph showing the general concept for trailer landing gear.

